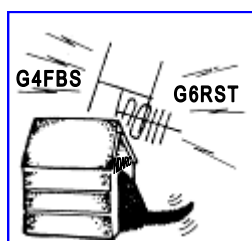


Horndean & District Amateur Radio Club Journal

Volume 4

Number 3

October / November 2018



SSB Field Day

Horndean & District Amateur Radio Club
Founded in 1975

Club President

Lt Cdr Doug Hotchkiss MBE QCB RN (ret'd) G4BEQ

Club Officers

Chairman Ken Lindsay GØJWL MA

Tel 02392 170548

e-mail: chairman@hdarc.co.uk

Secretary Stuart Swain GØFYX

Tel 02392 472846

e-mail: secretary@hdarc.co.uk

Treasurer Bill Kenway 2EØWGK

Tel 07976276304

e-mail: treasurer@hdarc.co.uk

Committee Members

Membership Secretary
Tel: 07878763185

Neil Stone 2E0LNX
e-mail: M6lpi@Hdarc.co.uk

Social Secretary & Exam Secretary
Tel: 02392 785568

Julia Tribe GØIUY
e-mail: juliatribe@ntlworld.com

Training Manager

Ken Lindsay GØJWL
e-mail: chairman@hdarc.co.uk

Station Manager
Tel: 07724048212

Chris Jacobs MØKTT
e-mail: oldbikenut1@gmail.com

Editor (ex-officio)

Mike Clark MØZDZ
e-mail: m0zdz.mike@gmail.com

Printer (ex-officio)
Tel: 02392 256768

Peter Tagg G8PIQ
e-mail: g8piq@btinternet.com

Awards Manager

Please contact Stuart GØFYX with any
award applications or enquiries

Training Associate (ex-officio)
Tel: 02392 698998

Roger Skinner MØKWN
e-mail: roger.g.skinner@sky.com

Contents

Club Officers and Committee members		page 1
Contents		page 2
Editorial		page 3
The Other Man's Shack	Rob M0RZF	Page 4
IOTA Contest	Mike M0ZDZ	Page 7
GB1WWM	Chris M0KTT	Page 10
Volk's Electric Railway	Stuart G0FYX	Page 11
RSGB SSB Field Day	Chris M0KTT	Page 15
Care Home SWL	John Bonehill	Page 20
Amateur Radio Awards	Stuart G0FYX	Page 21
Mike Matthews Award	Stuart G0FYX	Page 23
Club Information		Page 25
Club News/Diary	Stuart G0FYX	Page 26
Nevada Ad.		Back Cover

Articles, letters of interest, photographs are always needed and should be sent to the Editor :- Mike Clark. m0zdz.mike@gmail.com

I use Microsoft Publisher to produce the journal so am happy to accept articles/photographs via email. A Word document or Picture attachment. Just use Journal article or Journal picture as the subject matter.

Opinions expressed in the journal are not necessarily those of the HDARC. The editor has the right to reproduce the articles for our affiliated club journals/newsletters. The Editor decision is always final.

Closing date for next journal is : 3rd November

Editorial

Hi all,

Hope you have been able to enjoy the glorious summer we have had. It's been fantastic for those of us who operate portable.



I managed to get a few productive sessions operating from the beach in the evenings. Enjoying a cold beer, barbeque, radio and a cooling breeze, couldn't have asked for more.

We operated from Fort Widley in the RSGB SSB Field Day 24hr contest over the weekend of 1st & 2nd of September (See Chris's report). For those who have never been up to the fort we have a fantastic location for the club station, with a trailer tower mast with a 3 element beam aloft and a caravan radio shack. We just need to find a way for us to make much better use of this club facility.

We have the 'Railways on the Air' coming up over the weekend of the 22nd & 23rd September. This is a special event station operating from the Mid-Hants Railway, The Watercress Line. Everyone is welcome and encouraged to come and help. Even if you can pop-up for an hour, have a go at operating the VHF or HF stations and have a look round.

Till the next time, good DX
73 de,

Mike. M0ZDZ / G7Y
Journal Editor HDARC (Trainee :)

The Other Man's Shack

By Rob M0RZF

Here's a quick article for the club to show how I'm setup at the "KiwiSDR site". The term 'man' in the title doesn't discriminate against women by the way!

The most used unit here is the KiwiSDR, so we start with a picture of that. The cover was removed to take this picture. It's built into an old die cast aluminium box from a previous project.

KiwiSDR Box



At the top is a 12V to 5V buck converter board based on a Texas Instruments chip. The system is powered from a 12V car battery so the voltage has to be stepped down and regulated to 5V. The buck converter board is in a screened-off section in case it generates any noise. The 12V power comes in from the solar charge controller on the right of the photo.

The KiwiSDR itself is the green boards in the middle of the box. The Ethernet cable from the router downstairs has a large ferrite (white) on its cable. I would like to wrap the CAT6 Ethernet cable round the ferrite some more, but the cable is a bit short! The KiwiSDR board is actually underneath, you can mostly see the BeagleBone processor card in the photo.

The BeagleBone handles the network connection. It is a general purpose Linux computer, something like the Raspberry Pi. Unlike the Pi, it has no display generator (e.g. HDMI) which is to reduce any noise generation. The BeagleBone is configured remotely using a mixture of command line and its web server pages.

The KiwiSDR itself has a number of wires hanging off - the 5V power and Ethernet at the top, GPS and HF antenna at the bottom, and a wire for the remote antenna selector.



The antenna sector board is bottom right. It allows remote switching between 2 antennas, and also manual switching of both antennas to the Icom IC-9100 when I'm transmitting.



Power for the KiwiSDR mainly comes from a solar panel, because it needs to run 24/7. Chris (M0KTT) has kindly loaned a 60W panel, which is outside in the garden.



Icom IC-9100

The Icom is the main transceiver. It's a shack-in-a-box covering 160m to 70cm. See photo.

As I don't have room for lots of separate radios the IC-9100 has to do all the transmitting work. It is a rather old-fashioned HF radio, large and heavy. Fortunately most of the weight is a heatsink and it can produce 100W on the 2m band, 75W on 70cm. It certainly gets heard on club nets! The display is rather basic, and having the KiwiSDR gives the best of both worlds, with a panadaptor and easy switching back to the Icom for transmit.

Just visible under the bench is a Heil HM Pro mini-mic for me to speak into, and a basic toggle switch for going into transmit.



Elecraft KX3

For rare outings on HF there is the Elecraft KX3 (photo below). It has an internal battery and is ideal for chasing interference! The KX3 only produces 10W so fits in the QRP category, but I once got through to Australia on this, and has the USA on SSB several times.



So that's nearly it for my random collection of radio equipment. There is my hand-made Softrock Mk3 transceiver which doesn't work now Microsoft "upgraded" Windows. The station computer is a laptop which does occasional digital modes on HF but mainly ends up doing the sort of jobs normal laptops do.

There is a collection of test equipment including a DG8SAQ network analyser, an Avair SWR/Power meter, and a 200MHz Pico-Scope for winter nights when I finally get round to doing some bench work.

The station is completed by an Alinco 30A power supply to give 12V power to the Icom and anything else that wants it.

For beginners all this may seem expensive and somewhat mystifying, but it did take 12 years to go this far since I got my licence, so the cost has been spread out. Several of the items were bought second hand. For instance the IC-9100 was an irresistible bargain and it covers all the bands. That shows you can have a top performance radio if you look carefully and wait.

Of course the main thing I didn't mention is the antennas, but that would take a whole other article!



IOTA Contest

By Mike M0ZDZ

After weeks of stunning weather and in particular light winds, the RSGB IOTA contest over the weekend of the 28th and 29th of July saw a sudden change in the weather. Winds gusting at over 60mph was not what my temporary antenna farm needed.

The plan was to have my Cushcraft X7 Beam (7 element tribander, 3 active elements on 3 bands, 20m, 15m and 10m) at 57ft high on my Altron trailer tower. A full size but lightweight Moxon for 40m at 60ft using a 3 run ex-fire ladder as a temporary tower (bit scary putting up alone :()).

My Moxon has a 38mm aluminium pole just over 5m long boom The first 2.5m of each of the 4 spreaders are made up of a 32mm Ali pole and then approximately 5m fibre glass telescopic fishing poles with 1.5mm cable through the middle as a wire element. This is a fantastic antenna but cannot cope with winds above 15mph. For 80m I planned on a dipole at 60ft on a North/South axis.



This gives me a fairly competitive station located around 500m from the sea and a great take off in all directions. That was the plan.....

In reality I ended up with a fairly poor station with the X7 at only 20ft due to fear of the trailer tower toppling over in a strong gust of wind and a 80/40 fan dipole inverted V formation. Far from competitive, and due to my amplifier failing in a previous contest, I was in the low power section. I decided to only enter the 12hr rather than the 24hr section as planned. With the 80/40 dipole so low it would have been a struggle overnight especially on 80m.

With strong winds it made setting up hard going and at times a bit on the hairy side.

Once up I retreated to my operating position inside the van; this was being buffeted by the strong gusts. Then just at the start of the contest it lashed it down and the noise coming from the rain bouncing off the roof was not what I needed.



The bands had been forecast as poor to very poor and sadly they lived up to the predictions.

The contest started at 12utc, I started on 20m and had a steady flow of other European stations, ending the first hour with 53 in the log and 11 multipliers. Had a quick look at 10m in the hope of a little activity, managed to work 10 stations, including Stuart G0FYX. Nothing on 15m so back to 20m.

The next hour produced another 43 contacts on 20m. The rate started to slow around 16.00 utc so had a look on 15m and found a little activity, so put out few calls. By 17.00utc I had worked another 45 stations on 15m which was a nice surprise to see; activity had been almost non-existent for months on this band. 15m started to close around 17.20 so back to 20m.

Stayed on 20m until 19.45utc when my rates started to fall; by this point I had managed to get 387 contacts into the log.

40m was very busy with a lot of activity and I found it hard to find a frequency let alone keep it. Stayed here until 21.11utc when I tried 80m. This was very poor, possibly due to my antenna. I called it a night in hope the morning hours would be more productive for the remainder of my 12hrs. Ended the day on 491 contacts.

Had to sleep in the van overnight as I couldn't leave the antennas left up.

Woke just after 06.00utc and had a quick flick around the bands, the only activity was on 40m. Put out a few calls and added another 47 over the next hour and then back to 20m.




This hadn't opened fully. so after 30 minutes I decided to stop operating and save my remaining time. Activity seemed to be increasing around 09.00utc so decided to put out a few calls. I remained on 20m until 10.20utc when I switched to 10m for my final few minutes and managed to log another six 10m contacts.

Tough going with band conditions and the strong winds. I enjoyed it as always. Many thanks to Stuart G0FYX for the 3 contacts 10,20 and 40m. I did work a few inter G's, so if one of those was you, my apologies for not recognising your call.

Ended the contest with a total of 627 Q's and 64 multipliers (this was well down on last year).

Band	10m	15m	20m	40m	80m
QSO's	18	107	341	161	0
Multi's	4	12	30	18	0

Operated for a total of 11hrs 58min. My highest rate was 91 QSO's in a 60 minute period, giving an overall average of 52.6 Q's per hour for the contest.



VOLK'S ELECTRIC RAILWAY

By Stuart GOFYX

On June 22nd 2010 we had a talk at the club by Ian Gledhill who was Chairman of the Volk's Electric Railway Association (VERA). He travelled from Brighton to give a very interesting and well presented illustrated talk about Magnus Volk and his involvement with all things electrical in Brighton. I was fascinated by the thought of travelling on the railway, and on August 29th 2018 I finally made it.

Magnus Volk, (pictured right) was born in 1851 in Brighton, the son of a German clock-maker. He was forever experimenting with electricity, telegraphy and telephony.

His growing prowess as an inventor and engineer, and the fact that he was the first person in Brighton to equip his house with electric light, led to him being awarded the contract for providing the famous Royal Pavilion with electric incandescent lighting.



Volk's many other projects included the clocktower ball. In 1887 he provided an hydraulically operated ball for the top of the clocktower that rose up a mast on the hour, every hour. When it got to the top it would drop to the bottom with a great clang. Unfortunately, it proved very unpopular with local residents, because of the noise. But what he is particularly remembered for, is the Electric Railway. It was the first public electric railway in the world.



At noon on August 4th, 1883 Magnus presented the people of Brighton with his latest creation - an electric railway operating over a quarter of a mile of 2ft gauge line extending from a site on the seashore opposite the Aquarium to the Chain Pier. Power was provided by a 2hp Otto gas engine driving a Siemens D5 50 volt DC generator.

The small electric car was fitted with a 1½hp motor giving a top speed of about 6mph. Although the line would run along the seashore it still required a lot of timber trestles to bridge gaps in the shingle, and severe gradients down and up to allow the cars to pass under the Chain Pier. The Railway was a great success and despite a set-back in objections by the Council to his original request for an extension westwards, he succeeded in getting permission to extend eastwards from the Aquarium to the Banjo Groyne.



In 1896, Magnus proposed extending his Volk's Electric Railway to Rottingdean (just East of Brighton). The railway actually took passengers further out to sea, some 50-100 yards offshore, operating on stilts. It was nicknamed the Daddy Longlegs at a fairly early stage, because of its rather ridiculous appearance. The track bed consisted of two separate 2ft 8½" gauge tracks with their respective outer rails 18ft apart. Although the Daddy Longlegs was very popular, due to a severe storm, and more planning restrictions by the Council, this part of the Railway closed in 1901.



The remainder of the Railway underwent many changes over the years in respect of track length and facilities, and rolling stock of cars was gradually built up. Despite a few problems, it says a lot for Magnus's fortitude and engineering that this service operated right up until 1940 when the threat of invasion closed the railway for the duration. It re-opened on the 15th May 1948. From 1962 cars started to appear in a new brown and yellow livery with VR and the Brighton crest applied to the sides.



Magnus Volk died in Brighton on 20 May 1937, and is buried at St Wulfran's churchyard in Ovingdean, near Brighton.

In 2013, the railway received a Heritage Engineering Award, in recognition of its national and scientific significance, and in 2015 received a grant from the Heritage Lottery Fund, securing the future of the railway.



It was closed for a while in 2016-17, and in October 2017 it re-opened with the new Visitor Centre, Workshop and three of the historic cars refurbished.

Today the railway can carry up to eighty passengers along the beach for one and a quarter miles, running from the Aquarium to Black Rock. The railway only has three stops, the Aquarium Station, Halfway Station (with the workshop close by), and Black Rock Station which is only five minutes walk from Brighton Marina. Fares and train times can be found at a link on the website below.

For more information about the railway have a look at

<http://www.volksrailway.org.uk/>

and

www.volkselectricrailway.co.uk .

where you will find out the full history of a fascinating man and his unique electric railway.



RSGB SSB Field Day

By Chris M0KTT

This year the club entered a new category (Low power, assisted, portable), and this allowed us to use two aerials, one a dipole for 80 and 40 metres, and a delta loop for 20 metres upwards.



I arrived on site at 08.45, to find Mike M0ZDZ already hard at work putting up the 40 foot mast for the dipole, so I carried on and got the rest of the equipment together; at this point Laurence G8NJJ, Stuart G0FYX and Nev M6NVH joined the party and we got the gazebo put up. All the rest of the gear, table, chairs, power leads etc was soon assembled, then the generator was fired up.



By this time, Ralph 2E0HES arrived in his campervan, and got the event off to a start by providing the first (of many!) cups of tea and coffee. He also cooked us excellent full English breakfast.



Activity started with 40m a short while before the contest started with LX4WFF, but we commenced the contest on 20m, with OH0FM at 1403, but didn't stay on this band for long, returning to 40 and 80 for the rest of the day.





Weather was excellent, bright and sunny with not too much wind, pretty much perfect conditions, in contrast to last years event. Activity was steady, and we switched to 80m around 19.30utc with 150 contacts in the log. By this time Mike's chicken was ready to be served, having been in the cob for a couple of hours, and as always was cooked to perfection, and much appreciated by all.



Operating was rotated between us to allow for rest breaks. We stayed on 80m through the night, briefly switching to 40m for a while, and returned to 20m around 07.30utc on Sunday.

Howard G3YZY called the station, and we talked to him on four bands, 80, 40, 20 and 10m.



Brian M0YBM and Rob M0RZF came up to the station during the day, the weather continued fine as the event drew to a close, last contacts being on 40m.

Most of our contacts were to German club stations, with few inter G, along with HB, PA, ON etc.





Final tally was 631 contacts, although we had an unusually high number of duplicates this year, even so I feel we made a great effort. By the way, we were using the club callsign G4FBS/P.

My thanks go to all who attended and helped put the station together, and to those who called in and spoke to us on air.

Chris Jacobs M0KTT (HDARC Station Manager).



Laurence G8NJJ demonstrating to us his prototype SDR system controls; he's been working on for the last 12 months.

Hopefully we can talk him into giving us a club demonstration.



Care Home SWL

By John Bonehill.

I started as a listener when I was young on a CR100 EWD and then I saw this set in 1973, it was just a basic 9 Band Sanyo Receiver RP880G.



Ranges: FM. LW. MW. MB.
SW1-5
1.6Mhz-30Mhz
Double conversion system 1Mhz,
100Khz, 10Khz marker Tuned RF
Amplifier

It cost £173 and I have been listening on it ever since, all on the 4' 5" telescopic aerial.

Conditions in those days were right for listening to VK's and ZL's early mornings and various groups in the UK in the afternoons. Sometimes until 2am I could find stations from the East Coast of America. This was from Rustington, and in 1984 I moved to Birdham. All noise free!

Since I have been in BUPA's Church Farm Care Home, East Witterings, the noise is terrible. A lot coming from the LED lights and from 7am when the staff start turning on all the computers and other various pieces of equipment in the home and nearby engineering works.

My best time for listening is from 8pm to midnight.

When conditions are right I can hear stations talking to ZL at around 6am but can't hear the ZL station. 'Welsh Dave' is always very strong (*Ed: not sure of callsign or location*) and can hear many continental stations.



Amateur Radio Awards By Stuart G0FYX

One of the most exciting facets of amateur radio operating is awards chasing. It is a major motivating force of so many QSOs that occur on the bands day after day. Aside from the fun of operating itself, awards chasing is also a good way to get maximum performance from your station, become familiar with propagation, and even learn about the geography, history or culture of places near and far.

Awards are sponsored by national amateur radio societies, radio enthusiast magazines, or amateur radio clubs, and aim to promote activity on the amateur radio bands. Each award has its own set of rules and fees. Some awards require the amateur radio operator to have contacted other stations in a certain number of countries, Maidenhead grid locators, counties, lighthouses, castles, islands etc etc. Because amateur radio operators are forbidden by regulation to accept financial compensation for their on-air activity, award recipients generally only receive a certificate, wooden plaque, or a small trophy as recognition of their award.

Most amateur radio operating awards require that the applicant submit proof, such as QSL cards, of the contacts which satisfy the requirements of the award, although the trend now is that your contact is kept on the issuer's database log, and when you have reached the required number of QSO's, you will be able to download a free electronic (PDF) version of the award to print out. You can sometimes opt to receive a printed copy by post, at a cost.

There are thousands of operating awards available. The most popular awards are the Worked All States award and the Worked All Continents award, and the more challenging Worked All Zones, DX Century Club (DXCC), Islands on the Air (IOTA) and VHF/UHF Century Club (VUCC) awards. DXCC is the most popular awards program, initially requiring amateurs to contact 100 of the 340 (as of 2018) separately designated countries and territories ("entities") in the world. Many awards are available for contacting amateurs in a particular country, region or city.

As previously mentioned some require QSL cards to be verified at a checkpoint, either at a convention, or you will need to send them away (always a nail-biting time) either in the UK or abroad. This takes a little effort, as return postage has to be taken into account, plus any cost involved in the QSL card submission.

Sometimes a GCR list (a list of the contacts in the required format) countersigned by the awards manager has to be sent instead of the cards, or sometimes by two members of a club who have seen that you have the QSL cards for the claimed contacts.



Probably the most prestigious award is DXCC, where you need to have contacted and received confirmation, of contacts with 100 countries (called entities). There are endorsement stickers for each extra 25 entities. Currently I have 296. ARRL (The American Radio Relay League) who administer the award (The American equivalent of the RSGB) require sight of the QSL cards, or nowadays confirmation of the contact using LOTW (logbook of the world). For full details see <http://www.arrl.org/dxcc>

One of the biggest and most popular UK award scheme is the IOTA (Islands On The Air) in partnership with the RSGB. To start off you need to have contacted, and received confirmation of 100 islands worldwide. Currently I have 565. There are UK checkpoints for this one. Full details at <https://www.iota-world.org/>

WAZ (Worked All Zones) is an American award sponsored by CQ magazine. They have divided the world into 40 zones, and you need a confirmed contact with each zone. As with a lot of awards you can apply for SSB, CW or Mixed contacts, and sometimes also there is a Data award too. Details at http://www.cq-amateur-radio.com/cq_awards/cq_waz_awards/index_cq_waz_award.html

Another award run by ARRL, and their most popular, is WAS (Worked All States). Contact each of the 50 US States. I actually found South Dakota the most difficult for this one. Details at <http://www.arrl.org/was>

Don't forget about our own HDARC awards, such as the main award, the Trophy, and the Mike Matthews Award (see next page). Please see <http://www.hdarc.co.uk/info>

A good source of all the awards available to attain are given in the K1BV directory. There is a mix of long-term awards, short and very short to go for. Some examples have been the World Cup, Olympics, Rugby World Cup, anniversaries of countries or individuals, or military conflicts. Whatever takes your interest really. Link: <https://www.dxawards.com/>

All the RSGB HF and VHF awards are at:
<https://rsgb.org/main/operating/amateur-radio-awards/rsgb-hf-awards/>
and
<https://rsgb.org/main/operating/amateur-radio-awards/vhfuhf-awards/>

Finally, there are the RNARS (Royal Naval Amateur Radio Society) awards. HDARC is affiliated to the RNARS. Details are at <http://www.rnars.org.uk/EventsAwards.html>

Don't forget that taking part in contests sometimes makes contacts suitable for counting towards awards. Another good reason to have a go at contesting! Happy award hunting. 73, Stuart G0FYX.




The Mike Matthews Award

The latest session (August 2018) of this was won by Stuart G0FYX.

1. Only fully paid-up members of the Horndean & District ARC (HDARC) are eligible to submit an application for this award.
2. The award is available to be won twice-yearly; the qualifying periods in which contacts are to be made, are August 1st to January 31st or February 1st to July 31st.
3. Applications should be sent by February 10th or August 10th, to the club award manager. There is no charge for the award.
4. A log extract showing the date, time, station contacted, reports sent and received, is all that is required. All contacts must have been made using hand-generated CW. No QSL cards needed.
5. Fifty (50) different stations must have been contacted, of which at least 5 must be HDARC members at the time of the contact.
6. In the event of more than one application being received that meets the above criteria, a tie situation will be resolved by the award manager or an officer of the club. This will take into consideration firstly, the greatest number of club members contacted, secondly the greatest number of different bands used, and thirdly by any other means at the discretion of the award manager or an officer of the club.
7. The winner will be able to keep the award, until such time as it is awarded to another person. No person can submit an application for the award in two consecutive time periods. The award remains ultimately the property of HDARC.
8. Contacting the club station G4FBS or its variants (e.g. GX4FBS/P), or any special event station organised and run by HDARC, will count for two member contacts.





Horndean & District A.R.C Information.



Club Call signs ***G4FBS (Held by MØKTT); G6RST (Held by G4WQZ)***

Club Website ***http://www.hdarc.co.uk***
(Maintained by Neil 2EØLNK)

Club Groups.io forum ***Administrator is Stuart GØFYX***

Club Meetings ***Held at Deverell Hall, 84 London Rd, Purbrook,
Waterlooville, Hants, PO7 5JU, on the 1st and
3rd Friday of each month. Commencing at 1930.***

Club Nets ***All times are local and frequencies plus/minus QRM.***

Sunday ***0900 CW until about 0930 then SSB on 1950 kHz.
Net controller:- Stuart GØFYX***

***2000 FM 433.450 MHz
Net controller:- John G4WQZ***

Monday ***1930 SSB 1950kHz
Net controller:- Stuart GØFYX***

Wednesday ***1930 FM 145.375 MHz
Net controller:- John G4WQZ***

Club Membership

Joining fee £2 . Annual fee £26. Those aged 10-18 pay half this rate, and under 10's have free junior membership. For Europe and rest of the World fees please contact the Membership Secretary. All annual fees payable on November 1st. If fees not paid by the following January 31st, membership is ended.

Club Awards

Full details from Stuart GØFYX (details on committee page).

CLUB NEWS/DIARY Compiled by Stuart GØFYX

News of club members

Julia GØIUYY spent 3 weeks in QA with a serious infection. Back home now and slowly recovering. We miss her very much at the club, and send our best wishes for a full recovery.

Congratulations and 73 to Bill MØTYW for his 90th birthday on September 20th.

Stuart GØFYX won the latest session of the Mike Matthews Award.

We welcome new members Dave M6OVD from Hedge End, and Jon M6XUE from Hayling Island. Both passed their FL exam with HDARC recently.

Well done to all those who supported the HDARC entry in the RSGB SSB Field Day at the beginning of September. Our total number of QSO's was 631, but this included about 20 duplicates, which don't count for points. An excellent event, and we look forward to seeing the contest results in due course.

Diary

Friday October 5th Natter night/social evening

Friday October 19th Annual General Meeting (see below)

Friday November 2nd Natter night/social evening


Friday November 16th Club meeting

Advance notice: Friday December 14th - Club Xmas Meal at The Crofton. Menus will be available soon.

This 'n' that

A final reminder that the Club Project for 2017-8 is 'Build an antenna for any band you like'. You'll need to demonstrate that it works or provide supporting evidence. Entries should be notified to the committee well before September 30th 2018, and the winner will be announced at the club AGM in October. They will receive the Sid Jenkins Memorial Trophy to be retained for a year, and also receive a winner's certificate.

The autumn series of RSGB 80m contests started in September and continues into November. Each month there is a SSB, a CW and a Data contest. All take place on 80m from 1900-2030utc. October dates are CW on the 8th, Data on the 17th, and SSB on the 25th. Full rules are at <https://www.rsgbcc.org/hf/rules/2018/rautumn.shtml> .

The AGM is on October 19th. The nomination form for the new officers/committee is sent out with this issue of the journal, either as an email attachment, or as a hard copy. Also there is a voting form for the John Taylor-Cram Scribe Award. Details on the form. Please make an effort to vote. 



FlexRadio

As factory appointed Flex Radio Dealers we are delighted to now have the New Range in stock. It has been a long wait but well worthwhile! We offer generous Part Exchange or finance terms, call us now for a quote.

Matt from Flex with Nevada MD Mike G3SED
We are a Factory approved dealer!

nevada

PRICE PLEDGE We always aim to be competitive, see it cheaper - then let us know!



Both the FLEX-6600™ and FLEX-6600M™ offer the ultimate performance SDR technology and the best value for the serious HF/6m operator. The FLEX-6600 model is designed for the Ham who wants to operate the radio exclusively as a server from PC, laptop, Maestro, Mac, or iOS clients – whether local or remote. Both models share the same game changing band awareness, industry leading phase noise performance/ receiver dynamic range, and brick wall filters to give you the advantage in the most competitive DXing or contesting activities while maximizing your fun in casual operations. With a PC, laptop, or Mac client, you can utilize up to four 14 MHz spectrum/waterfall displays and independent band/ mode receivers to revolutionize your view of the bands, especially on digital modes.

Both the FLEX-6600™ and FLEX-6600M™ offer the ultimate performance SDR technology and the best value for the serious HF/6m operator. The FLEX-6600 model is designed for the Ham who wants to operate the radio exclusively as a server from PC, laptop, Maestro, Mac, or iOS clients – whether local or remote. Both models share the same game changing band awareness, industry leading phase noise performance/ receiver dynamic range, and brick wall filters to give you the advantage in the most competitive DXing or contesting activities while maximizing your fun in casual operations. With a PC, laptop, or Mac client, you can utilize up to four 14 MHz spectrum/waterfall displays and independent band/ mode receivers to revolutionize your view of the bands, especially on digital modes.

Flex-6600M

Top of the range for those who want absolute performance and versatility.

- 100W 1.8 - 54MHz
- 8" Touch Screen
- 4 Receivers 30kHz - 54MHz
- Spectrum Dynamic 155dB
- Contest Pre-selectors
- Diversity Reception
- Panadapter Zoom

£4999.95

Flex-6600

As above but without the Maestro front panel. Control from your PC, Flex Maestro, Laptop, iPad or iPhone

£3999.95

Both the FLEX-6400™ and FLEX-6400M™ offer the latest direct sampling SDR technology at an economical price for the general HF/6m operator yet they offer excellent performance for chasing DX and contesting. The FLEX-6400 model is designed for the Ham who wants to operate the radio exclusively as a server from PC, laptop, Maestro, Mac, or iOS clients – whether local or remote. Both models share the same game changing band awareness, industry leading phase noise performance, brick wall filters, and legendary audio performance to deliver you the most fun across a wide variety of operating styles.



Flex-6400

With improved receiver performance, 2 slice receivers, a preselect and new modular design this model offers outstanding value for money. Control it from Flex Maestro, PC, Laptop, iPad or iPhone

- 100W 1.8 - 54MHz
- 2 Receivers 30kHz - 54MHz
- Spectrum Dynamic 144dB
- Contest Pre-selectors

£1999.95



Flex-6400M

As above but with the addition of the Maestro front panel to make a complete transceiver in a box. Large LCD screen offers touch control for pan, zoom, tune and menu operation.

£2999.00



Flex Maestro

The FlexRadio Maestro is an intuitive, plug-and-play control console that directs the operation of any FLEX-6000 Signature Series transceiver without needing a traditional PC.

- Internal 2W mono speaker
- Display Type: Large 8.0" In Plane Switching (IPS) display with 10-point touch
- Height: 17.1 cm
- Width: 35.6 cm
- Depth: 4.5 cm
- Weight: Approximately 1.8 kgs

£1299.95

MUCH MORE ON OUR WEBSITE 24/7.....SHOWROOM OPENING HOURS: MON - FRI 9AM - 5:30PM CLOSED SATURDAY

www.nevadaradio.co.uk

UNIT 1 FITZHERBERT SPUR, FARLINGTON, PORTSMOUTH, PO6 1TT PHONE **023 9231 3090**